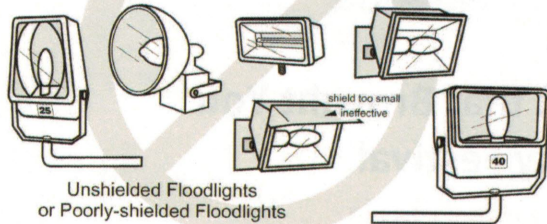


Better Lights for Better Nights

Help eliminate light pollution. Select the best fixture for your application using this guide. Use the lowest wattage bulb appropriate for the task and turn off the light when it's not being used.

Unacceptable / Do Not Use

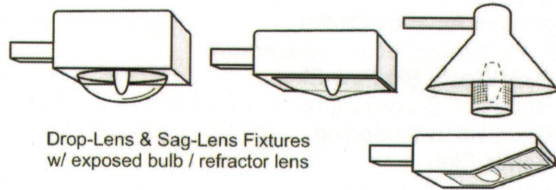
Fixtures that produce glare and light trespass



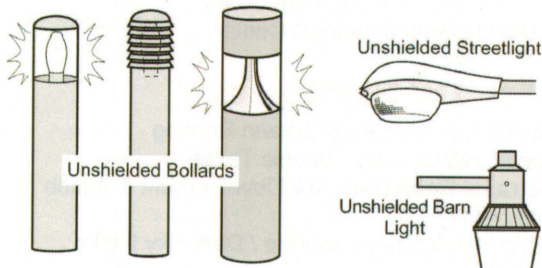
Unshielded Floodlights or Poorly-shielded Floodlights



Unshielded Wallpacks & Unshielded or Poorly-shielded Wall Mount Fixtures



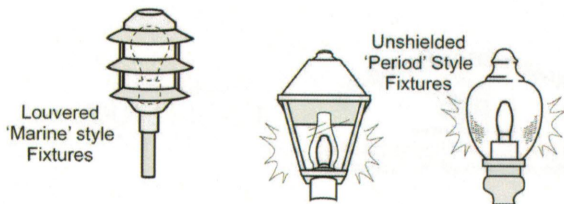
Drop-Lens & Sag-Lens Fixtures w/ exposed bulb / refractor lens



Unshielded Streetlight

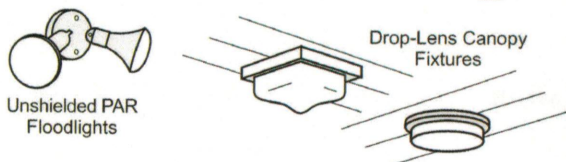
Unshielded Bollards

Unshielded Barn Light



Louvered 'Marine' style Fixtures

Unshielded 'Period' Style Fixtures

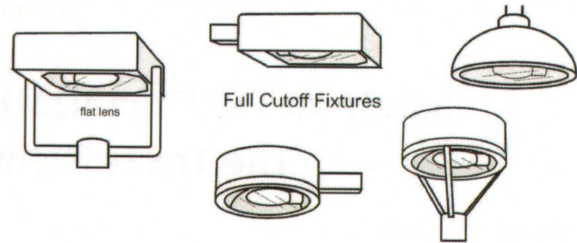


Unshielded PAR Floodlights

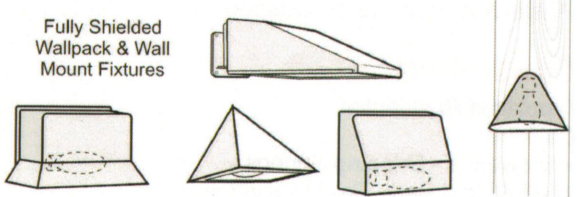
Drop-Lens Canopy Fixtures

Usually Acceptable / May Need Shielding

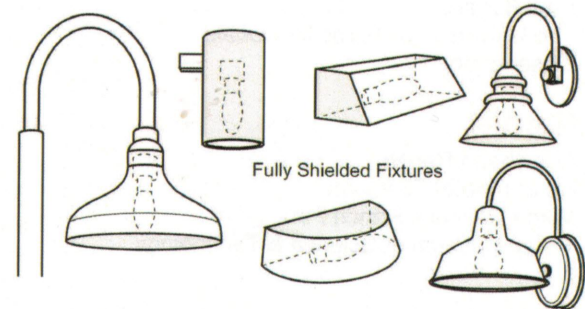
Fixtures that shield the light source to minimize glare and light trespass and to facilitate better vision at night



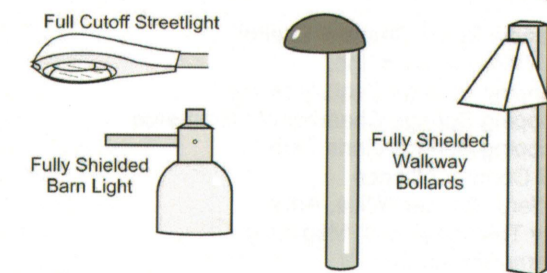
Full Cutoff Fixtures



Fully Shielded Wallpack & Wall Mount Fixtures



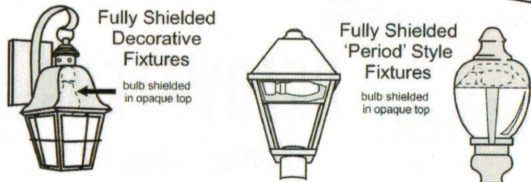
Fully Shielded Fixtures



Full Cutoff Streetlight

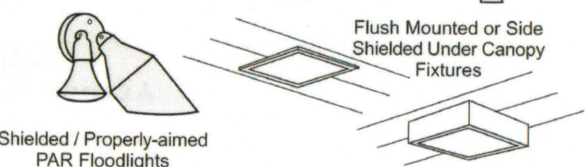
Fully Shielded Barn Light

Fully Shielded Walkway Bollards



Fully Shielded Decorative Fixtures

Fully Shielded 'Period' Style Fixtures



Shielded / Properly-aimed PAR Floodlights

Flush Mounted or Side Shielded Under Canopy Fixtures